Hyundai Kona: Dual Clutch Transmission Control System / Clutch Actuator Assembly Schematic diagrams

transmissionmanuals.com

Circuit Diagram

[Circuit Diagram]

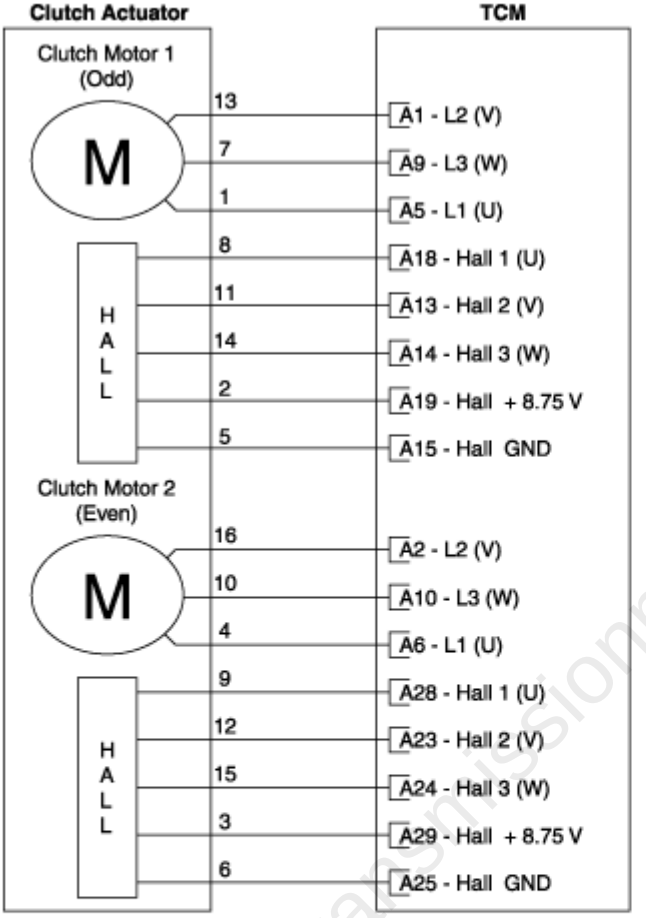

[Connection Information]

Terminal	Connected to	Function
1	TCM(A5)	Phase "U" (Clutch 1)
2	TCM(A19)	Hall supply (Clutch 1)
3	TCM(A29)	Hall supply (Clutch 2)
4	TCM(A6)	Phase "U" (Clutch 2)
5	TCM(A15)	Hall GND (Clutch 1)
6	TCM(A25)	Hall GND (Clutch 2)
7	TCM(A9)	Phase "W" (Clutch 1)
8	TCM(A18)	Hall 1 (Clutch 1)
9	TCM(A28)	Hall 1 (Clutch 2)
10	TCM(A10)	Phase "W" (Clutch 2)
11	TCM(A13)	Hall 2 (Clutch 1)
12	TCM(A23)	Hall 2 (Clutch 2)
13	TCM(A1)	Phase "V" (Clutch 1)
14	TCM(A14)	Hall 3 (Clutch 1)
15	TCM(A24)	Hall 3 (Clutch 2)
16	TCM(A2)	Phase "V" (Clutch 2)

transmissionmanuals.com

[Harness Connector]



C543
Clutch Actuator Connector

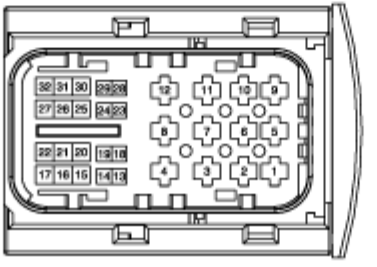

Connector [A]
TCM

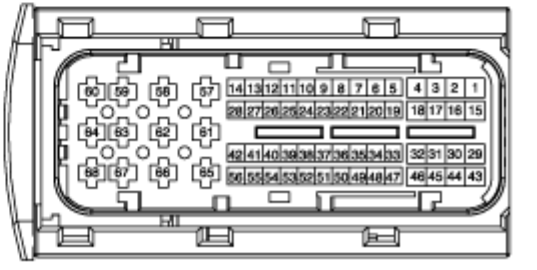

Connector [B]
TCM